

HUMAN CAPITAL EUROPE

29 November 2024

INVESTMENT OBJECTIVE

The investment objective of the Fund is to outperform the Stoxx Europe 600 EUR Index NTR (SXXR) (the "Benchmark Index") over a long-term horizon by exploiting investment opportunities on the equity markets, while providing a fixed stream of distributions. The Benchmark Index is a broad liquid index with a fixed number of 600 components (600 stocks), representing large, mid and small capitalisation companies across 17 countries of the European region.

The Fund is actively managed, meaning that the equity exposure may significantly deviate from the components of the Benchmark Index. Equities of the Portfolio will be selected primarily according to their ESG rating, based on a best-in-class approach. The fund is article 8 of SFDR. To do so, equities of the Investment Universe will be ranked using MSCI ESG rating methodology which identifies ESG material risks and opportunities for each industry through a quantitative model that looks at ranges and average values for each industry for externalized impacts such as carbon intensity, water intensity, and injury rates. Equities with the highest ESG rating will be retained by excluding at least 20% of the equities comprising the Investment Universe with the lowest ESG rating. More than 90% of the equities composing the Portfolio do benefit from an ESG rating. The Portfolio will be rebalanced monthly respecting the methodology. However, the Management Company may decide to rebalance the Portfolio at any time at its discretion (the "Rebalancing Date"). The exposure of the Fund to European equity markets through the Portfolio may vary between 0% and 150% on a weekly basis at least. As a result, the exposure may drift between such adjustments. The portfolio will be weighted in accordance with the Methodology developed by SG29H's dedicated Private Banking equity portfolio management team.

The Fund distributes a fixed dividend of EUR 5 per fund unit per year, divided into 12 identical monthly payments.

PERFORMANCE SINCE INCEPTION

DUE TO MIFID II REGULATION, FUND PERFORMANCES ARE NOT DISPLAYED IN THIS DOCUMENT.

Performance	MTD	YTD	3 Months	6 Months	1 Year	3 Years	Since inception
HUMAN CAPITAL EUROPE Class I (EUR) DIST	-	-	-	-	-	-	-
STOXX EUROPE 600	1.13%	9.29%	-2.50%	-0.77%	13.49%	-	14.97%

PAST PERFORMANCE DOES NOT REFLECT FUTURE PERFORMANCE

The performance of HUMAN CAPITAL EUROPE above is the NAV of Class I plus dividend, to be consistent with the STOXX EUROPE 600 index, which is being shown as 'dividends reinvested'.

5 best performing	Allocation	Perf. MTD*	Perf. YTD*	Contr. MTD	Contr. YTD
RHEINMETALL AG	2.59%	31.53%	119.26%	0.76%	0.38%
3I GROUP PLC	0.83%	19.90%	62.99%	-0.31%	0.59%
SWISS RE AG	3.85%	18.73%	45.95%	0.74%	1.47%
INTERCONTINENTAL HOTELS GROU	1.77%	16.40%	46.52%	0.07%	2.49%
JULIUS BAER GROUP LTD	0.75%	11.75%	29.85%	0.10%	0.38%

*Performances are calculated in portfolio currency

5 worst performing	Allocation	Perf. MTD*	Perf. YTD*	Contr. MTD	Contr. YTD
MONCLER SPA	0.65%	-9.01%	-15.27%	0.04%	1.09%
LEGRAND SA	0.61%	-8.42%	2.96%	-0.08%	-0.06%
NOKIA OYJ	2.33%	-7.99%	35.08%	1.08%	0.63%
MERCK KGAA	1.44%	-6.84%	-0.29%	-0.50%	-1.84%
VEOLIA ENVIRONNEMENT	0.61%	-5.49%	0.65%	-0.06%	0.99%

*Performances are calculated in portfolio currency



CHARACTERISTICS

Legal structure

SICAV

Class

I

Currency

EUR

Inception date of the share class

21st November 2023

Dividend

Distribution

Management company

SG 29 HAUSSMANN
(Groupe SOCIETE GENERALE)

Custodian

SOCIETE GENERALE LUXEMBOURG

ISIN

LU2667747963

Minimum deposit

EUR 1000

Minimum followup deposit

-

Issue fee/Exit fee

Up to 5% / Up to 1%

Management fee

0.70%

Performance fee

-

Liquidity

Daily

KEY FACTS

Fund volume (M EUR)

22.94 Mio. EUR

Performance annualized*

-

Leverage

1.34

All performances are calculated on the basis of official net asset values net of fees.

*Since inception

RISK INDICATORS

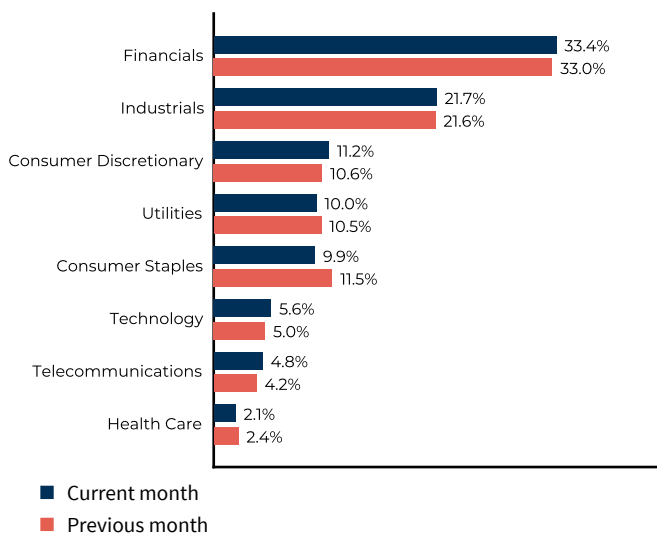
	Since inception
	Class*
Volatility	13.93%
Sharpe Ratio	1.19
Maximum Drawdown	-9.59%
Beta	1.19

*Since inception

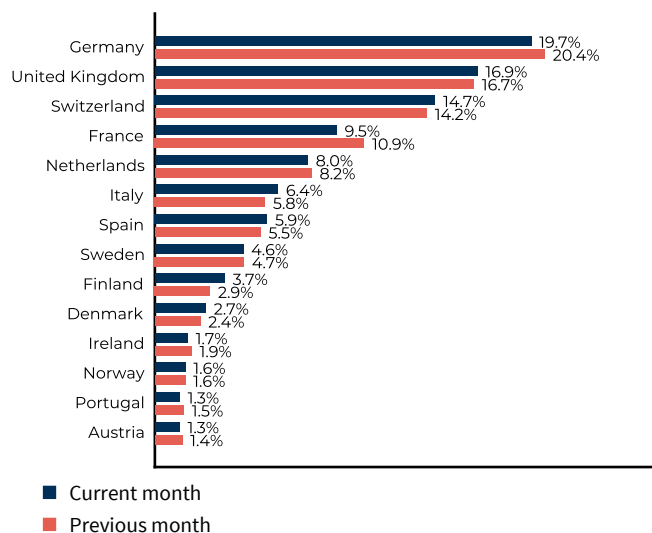
MONTHLY PERFORMANCES OF THE FUND

DUE TO MIFID II REGULATION, FUND PERFORMANCES ARE NOT DISPLAYED IN THIS DOCUMENT.

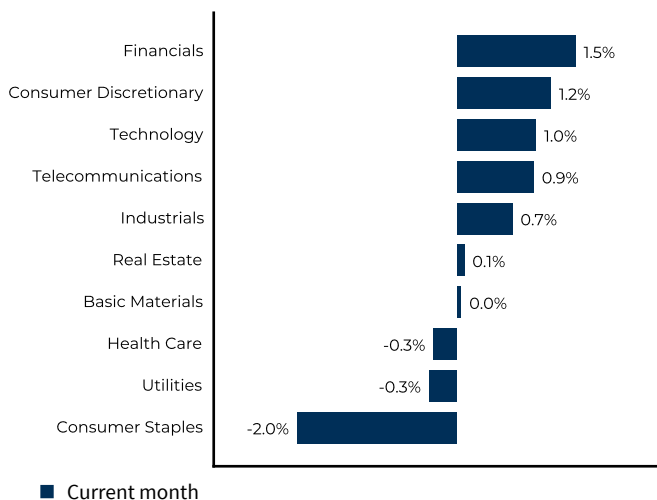
SECTOR ALLOCATION



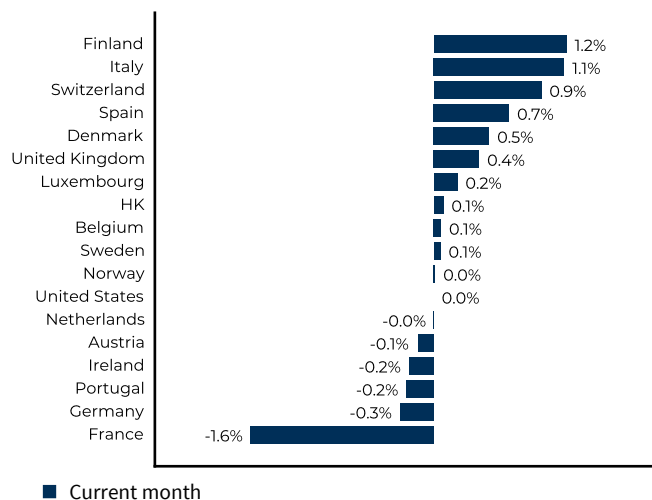
GEOGRAPHIC ALLOCATION



MONTHLY CONTRIBUTIONS PER SECTOR



MONTHLY CONTRIBUTIONS PER REGION



MONTHLY COMMENT

The month of November was the most anticipated of the year with the American elections. Donald Trump won the election on November 5, 2024, by a wide margin against the Democrat Kamala Harris.

Following the elections, the stock markets showed very strong performance, with the S&P 500 increasing by 3.8% during the month of November, and the Nasdaq advancing by 2.6% during the same period. This good performance reflects primarily the victory of the Republican party in the general American elections (Presidency, House of Representatives, Senate), without a post-election period of uncertainty. The stock markets responded favorably to this scenario due to the anticipated reduction in taxation on businesses and high-income households outlined in Mr. Trump's program. The performance of stocks also reflects the strong performance of the American economy, with GDP growth in Q3-24 close to 3% and company results consistently exceeding analysts' expectations, with revenue growth close to 8%.

The Fed is expected to make a 25-basis point cut at the December meeting to bring the Fed funds rate to 4.5% and could be more cautious in 2025 if the activity remains well-oriented and inflation remains above the 2% target.

In Europe, financial markets showed the opposite performance. The Euro Stoxx 600 posted a slight decline of 0.2% in November, with a more pronounced decrease for the CAC-40 (-2.6%). European stock markets reacted negatively to the election of Mr. Trump due to the risk of increased tariffs on European products, in a context where exports are an important contributor to growth.

The ECB is expected to decrease its key interest rate by 25 basis points to 3% in December and could make 4 rate cuts in 2025. The increase in French political risk is also evident in the bond market, with the French risk premium against Germany reaching 87 basis points, its highest level since 2011.

We can expect the market to remain volatile in the coming months, as investors digest the initial measures of the new American administration.

DISCLAIMER

This document has been prepared for informational purposes only and has no contractual value. It is not intended to provide investment advice or any other investment service and does not constitute an offer, or a solicitation of an offer, to buy or sell any financial instrument or service. It does not constitute legal, accounting or tax advice. The information presented in this document is based on market data at a given moment and may change without prior notice. Past performances do not guarantee future results. Before any subscription of the product referred to in this document, the investor must read all the information contained in the regulatory documentation of the product, available on request from his advisor and SG 29 Haussmann and available, if applicable, on the SG 29 Haussmann website. In particular, we invite you to take note of the risk factors specific to the product. This product may be subject to restrictions with regard to certain persons or in certain countries under national regulations applicable to said persons or in said countries. You should ensure that you are authorized to subscribe to this product. The potential investor must also ensure that the product is compatible with its financial situation, investment objectives, knowledge and experience in financial instruments, its degree of acceptance of the risk and its ability to bear the risk losses. SG 29 HAUSSMANN may not be held responsible for transactions effected on the basis of this document's content. This document has been issued by SG 29 HAUSSMANN. It may not be communicated and may not be reproduced in whole or in part, to a third party (except your own adviser subject to confidentiality obligation) without SG 29 HAUSSMANN's prior written consent. SG 29 Haussmann., a portfolio management company approved by the French Financial Markets Authority under number GP 06000029, S.A.S with a capital of € 2,000,000, headquartered in PARIS, 29 Boulevard Haussmann, registered in the Paris Trade and Companies Register under number B 450 777 008. Further details are available on the SG 29 Haussmann website: <https://sg29haussmann.societegenerale.fr>