

# HUMAN CAPITAL EUROPE

## INVESTMENT OBJECTIVE

The investment objective of the Fund is to outperform the Stoxx Europe 600 EUR Index NTR (SXXR) (the "Benchmark Index") over a long-term horizon by exploiting investment opportunities on the equity markets, while providing a fixed stream of distributions. The Benchmark Index is a broad liquid index with a fixed number of 600 components (600 stocks), representing large, mid and small capitalisation companies across 17 countries of the European region.

The Fund is actively managed, meaning that the equity exposure may significantly deviate from the components of the Benchmark Index. Equities of the Portfolio will be selected primarily according to their ESG rating, based on a best-in-class approach. The fund is article 8 of SFDR. To do so, equities of the Investment Universe will be ranked using MSCI ESG rating methodology which identifies ESG material risks and opportunities for each industry through a quantitative model that looks at ranges and average values for each industry for externalized impacts such as carbon intensity, water intensity, and injury rates. Equities with the highest ESG rating will be retained by excluding at least 20% of the equities comprising the Investment Universe with the lowest ESG rating. More than 90% of the equities composing the Portfolio do benefit from an ESG rating. The Portfolio will be rebalanced monthly respecting the methodology. However, the Management Company may decide to rebalance the Portfolio at any time at its discretion (the "Rebalancing Date"). The exposure of the Fund to European equity markets through the Portfolio may vary between 0% and 150% on a weekly basis at least. As a result, the exposure may drift between such adjustments. The portfolio will be weighted in accordance with the Methodology developed by SG29H's dedicated Private Banking equity portfolio management team.

The Fund distributes a fixed dividend of EUR 5 per fund unit per year, divided into 12 identical monthly payments.

## PERFORMANCE SINCE INCEPTION

DUE TO MIFID II REGULATION, FUND PERFORMANCES ARE NOT DISPLAYED IN THIS DOCUMENT.

Performance	MTD	YTD	3 Months	6 Months	1 Year	3 Years	Since inception
HUMAN CAPITAL EUROPE Class I (EUR) DIST	-	-	-	-	-	-	-
STOXX EUROPE 600	-0.97%	6.60%	5.08%	-	-	-	12.14%

PAST PERFORMANCE DOES NOT REFLECT FUTURE PERFORMANCE  
The performance of HUMAN CAPITAL EUROPE above is the NAV of Class I plus dividend, to be consistent with the STOXX EUROPE 600 index, which is being shown as 'dividends reinvested'.

5 best performing	Allocation	Perf. MTD*	Perf. YTD*	Contr. MTD	Contr. YTD
WARTSILA OYJ ABP	0.77%	23.21%	33.75%	1.10%	1.21%
COMMERZBANK AG	0.71%	9.66%	29.74%	1.01%	1.11%
WPP PLC	0.73%	7.41%	8.97%	-0.57%	0.08%
PRYSMIAN SPA	0.71%	7.26%	26.07%	0.03%	-0.02%
ABB LTD-REG	0.72%	6.40%	16.39%	-3.81%	0.12%

\*Performances are calculated in portfolio currency

5 worst performing	Allocation	Perf. MTD*	Perf. YTD*	Contr. MTD	Contr. YTD
SVENSKA HANDELSBANKEN-A SHS	0.57%	-12.69%	-7.16%	0.83%	0.91%
LOGITECH INTERNATIONAL-REG	1.53%	-11.41%	-14.40%	-2.80%	-0.33%
DSV A/S	1.58%	-11.07%	-15.32%	1.24%	-1.44%
EDENRED	0.97%	-10.11%	-17.88%	1.38%	1.51%
SWISS RE AG	3.17%	-9.10%	6.36%	-0.50%	0.49%

\*Performances are calculated in portfolio currency



30 April 2024

## CHARACTERISTICS

Legal structure	SICAV
Class	I
Currency	EUR
Inception date of the share class	21st November 2023
Dividend	Distribution
Management company	SG 29 HAUSSMANN (Groupe SOCIETE GENERALE)
Custodian	SOCIETE GENERALE LUXEMBOURG
ISIN	LU2667747963
Minimum deposit	EUR 1000
Minimum followup deposit	-
Issue fee/Exit fee	Up to 5% / Up to 1%
Management fee	0.70%
Performance fee	-
Liquidity	Daily

## KEY FACTS

Fund volume (M EUR)	21.90 Mio. EUR
Performance annualized*	-
Leverage	1.50

All performances are calculated on the basis of official net asset values net of fees.

\*Since inception

## RISK INDICATORS

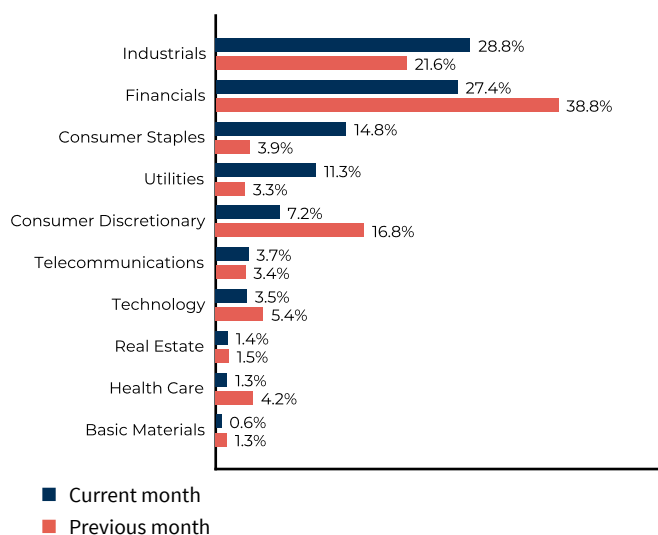
	Since inception Class*
Volatility	11.29%
Sharpe Ratio	2.21
Maximum Drawdown	-6.21%
Delta Action vs.	1.22

\*Since inception

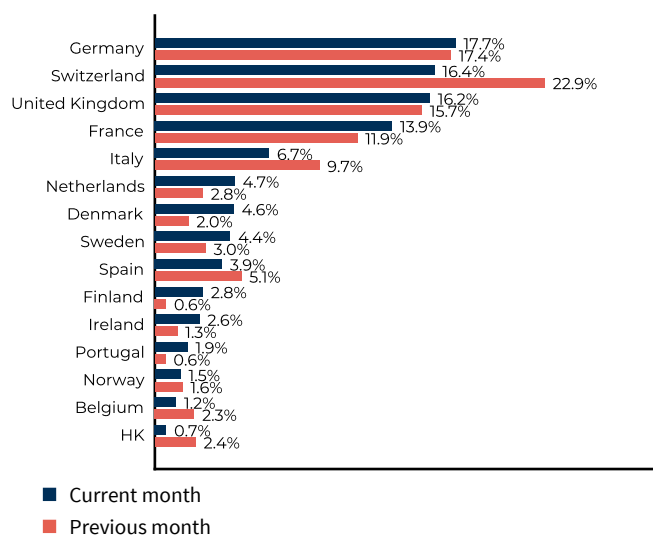
## MONTHLY PERFORMANCES OF THE FUND

DUE TO MIFID II REGULATION, FUND PERFORMANCES ARE NOT DISPLAYED IN THIS DOCUMENT.

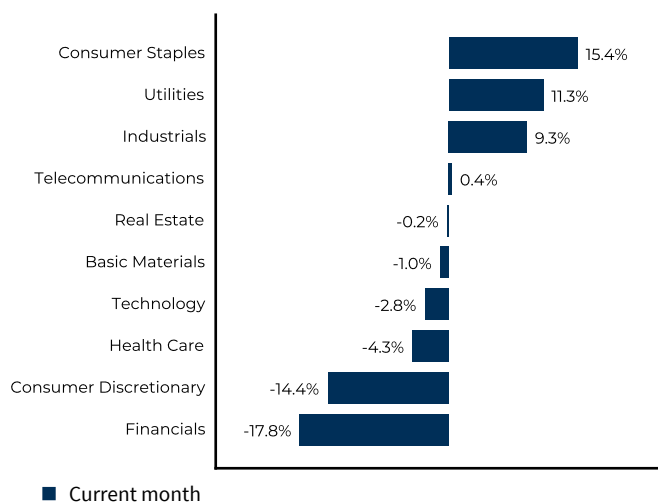
### SECTOR ALLOCATION



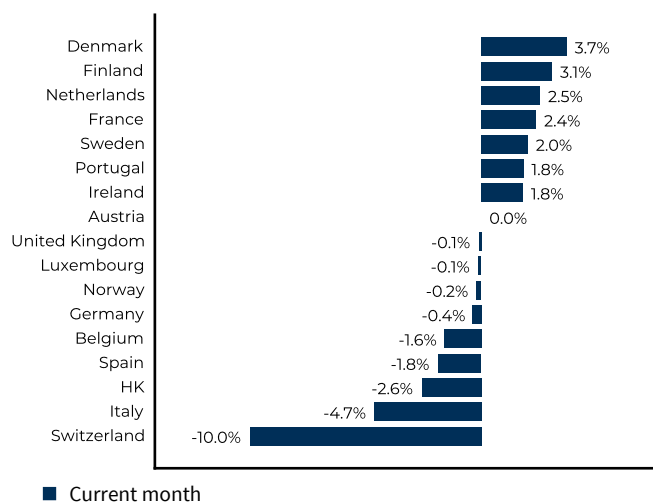
### GEOGRAPHIC ALLOCATION



### MONTHLY CONTRIBUTIONS PER SECTOR



### MONTHLY CONTRIBUTIONS PER REGION



## MONTHLY COMMENT

April saw a return to bond market volatility following the release of higher than expected US inflation statistics. This has rekindled fears that the US Federal Bank will maintain its contractionary policy for longer, with pessimistic investors banking on a single rate cut in 2024, in contrast to the outsize optimism of late last year. The Fed also indicated that it would no longer raise interest rates in future Fed meetings.

However, markets remained relatively stable, supported in particular by the quarterly business publications which remained excellent. More than half of the companies have published their results and around 80% of them are above expectations.

Finally, US growth slowed to 1.6% from an annualized 3.4% pace, missing the 2.5% consensus's expectations. The slowdown is partly due to slower personal spending, which can be good news about a coming decline in inflation, fueling investor confidence in the face of shifting market sentiment.

The consensus is expected to normalize in the coming economic releases in the near future, and bond markets will return to the stabilization path they have been on for several months. In these circumstances, the actions should perform well in the medium term, and in particular the actions with a solid balance sheet of the Quality type.

## DISCLAIMER

This document has been prepared for informational purposes only and has no contractual value. It is not intended to provide investment advice or any other investment service and does not constitute an offer, or a solicitation of an offer, to buy or sell any financial instrument or service. It does not constitute legal, accounting or tax advice. The information presented in this document is based on market data at a given moment and may change without prior notice. Past performances do not guarantee future results. Before any subscription of the product referred to in this document, the investor must read all the information contained in the regulatory documentation of the product, available on request from his advisor and SG 29 Haussmann and available, if applicable, on the SG 29 Haussmann website. In particular, we invite you to take note of the risk factors specific to the product. This product may be subject to restrictions with regard to certain persons or in certain countries under national regulations applicable to said persons or in said countries. You should ensure that you are authorized to subscribe to this product. The potential investor must also ensure that the product is compatible with its financial situation, investment objectives, knowledge and experience in financial instruments, its degree of acceptance of the risk and its ability to bear the risk losses. SG 29 HAUSSMANN may not be held responsible for transactions effected on the basis of this document's content. This document has been issued by SG 29 HAUSSMANN. It may not be communicated and may not be reproduced in whole or in part, to a third party (except your own adviser subject to confidentiality obligation) without SG 29 HAUSSMANN's prior written consent. SG 29 Haussmann., a portfolio management company approved by the French Financial Markets Authority under number GP 06000029, S.A.S with a capital of € 2,000,000, headquartered in PARIS, 29 Boulevard Haussmann, registered in the Paris Trade and Companies Register under number B 450 777 008. Further details are available on the SG 29 Haussmann website: <https://sg29haussmann.societegenerale.fr>