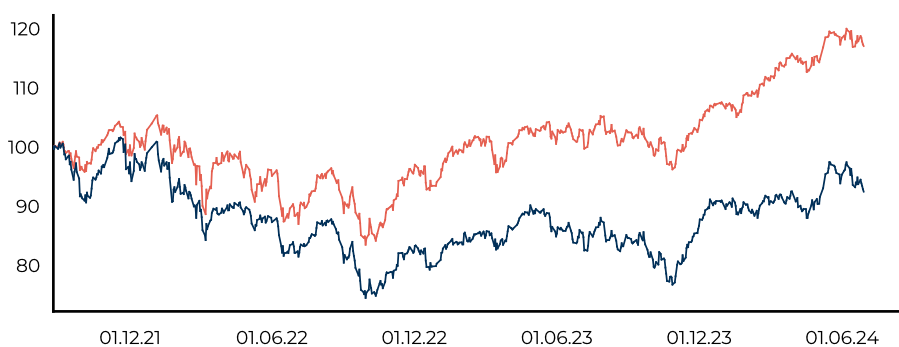


### INVESTMENT OBJECTIVE

The Quadrant Europe Fund aims to overperform the Stoxx Europe 600 EUR Index NTR (SXXR) (the Benchmark Index). In order to achieve its objective, the Fund gains exposure to the performance of a portfolio composed of 75 companies from the European region selected according to extra-financial (ESG) and financial quality criteria, combined with risk control mechanisms. The Quadrant Europe Fund selects from a universe made up of the 200 largest European capitalizations with sufficient liquidity and exposed to thematic sectors such as demographic trends, ecological transition, digitalization and new society. The latter is done around two axes that are an ESG bias (described in the prospectus available on the website of the Management Company), 25% of the companies with the lowest ESG scores being eliminated, and an important focus on the quality of the selected shares, only the most financially sound companies and with the best fundamentals being retained. At the end of this selection, the weight assigned to each constituent and included in a range of 0.666% to 3.333%, is obtained via a proprietary methodology based on adjusting the weight of each share in the portfolio according to its relative contribution to the risk of the portfolio as a whole (equal risk contribution methodology) in order to obtain an optimal portfolio allocation in profile of risk/return. The fund's exposure to the portfolio of securities can vary from 0 to 150% in order to stabilize the risk profile of the fund. It is reviewed weekly and adjusted for volatility. The Quadrant Europe Fund applies a policy of distributing a fixed dividend of EUR 5 per fund unit per year, divided into 12 identical monthly payments. If the dividends actually received by the fund are lower (respectively higher) than the fixed dividend distributed, the net asset value of the fund will be reduced (respectively increased) compared to a fund distributing all the dividends actually received. Without taking into account the dividends actually received by the fund, the impact of the policy of distributing a fixed dividend on the net asset value of the fund is greater in the event of a decrease from its initial level (negative effect) than in the event of an increase (positive effect). Thus, in the event of a continued bearish market, the decline in the fund's net asset value will be accelerated.

### PERFORMANCE SINCE INCEPTION



Performance	MTD	YTD	3 Months	6 Months	1 Year	3 Years	Since inception
■ QUADRANT EUROPE Class I (EUR) DIST	-3.00%	1.66%	-0.04%	1.66%	7.56%	-	-7.65%
■ STOXX EUROPE 600	-1.16%	8.86%	1.13%	8.86%	13.72%	-	16.96%

#### PAST PERFORMANCE DOES NOT REFLECT FUTURE PERFORMANCE

The performance of Quadrant Europe Class I above is the NAV of Class I plus dividend, to be consistent with the Stoxx Europe 600 indices, which are being shown as 'dividends reinvested'.

\*Stoxx Europe 600 dividends reinvested corresponds to the investment universe of the fund

5 best performing	Allocation	Perf. MTD*	Perf. YTD*	Contr. MTD	Contr. YTD
BE SEMICONDUCTOR INDUSTRIES	1.30%	15.67%	16.37%	-0.34%	0.33%
SAP SE	1.56%	14.20%	37.57%	2.28%	0.19%
TEMENOS AG - REG	1.26%	8.78%	-21.88%	0.13%	1.81%
SAGE GROUP PLC/THE	1.84%	7.01%	-3.35%	0.53%	0.38%
VAT GROUP AG	1.01%	6.53%	18.08%	1.47%	0.02%

\*Performances are calculated in portfolio currency

5 worst performing	Allocation	Perf. MTD*	Perf. YTD*	Contr. MTD	Contr. YTD
BOUYGUES SA	1.42%	-16.75%	-7.34%	-0.10%	-0.05%
EIFFAGE	1.09%	-15.38%	-8.02%	-0.14%	-0.04%
ENGIE	2.30%	-14.16%	-8.35%	0.15%	3.27%
RANDSTAD NV	1.14%	-12.54%	-21.89%	-0.15%	0.08%
METSO CORP	0.83%	-11.67%	9.61%	-0.07%	0.26%

\*Performances are calculated in portfolio currency

### CHARACTERISTICS

#### Legal structure

SICAV

#### Class

I

#### Currency

EUR

#### Inception date of the share class

25th August 2021

#### Dividend

Distribution

#### Management company

SG 29 HAUSSMANN (Groupe SOCIETE GENERALE)

#### Custodian

SOCIETE GENERALE Luxembourg

#### ISIN

LU2359287443

#### Minimum deposit

EUR 1000

#### Minimum followup deposit

-

#### Issue fee/Exit fee

Up to 5% / Up to 1%

#### Management fee

0.45%

#### Performance fee

-

#### Liquidity

Daily

### KEY FACTS

#### Fund volume (M EUR)

38.90 Mio. EUR

#### Performance annualized\*

-2.76%

#### Leverage

1.50

All performances are calculated on the basis of official net asset values net of fees.

\*Since inception

### RISK INDICATORS

	Since inception
	Class*
Volatility	14.88%
Sharpe Ratio	-0.32
Maximum Drawdown	-26.70%
Delta Action vs.	0.93

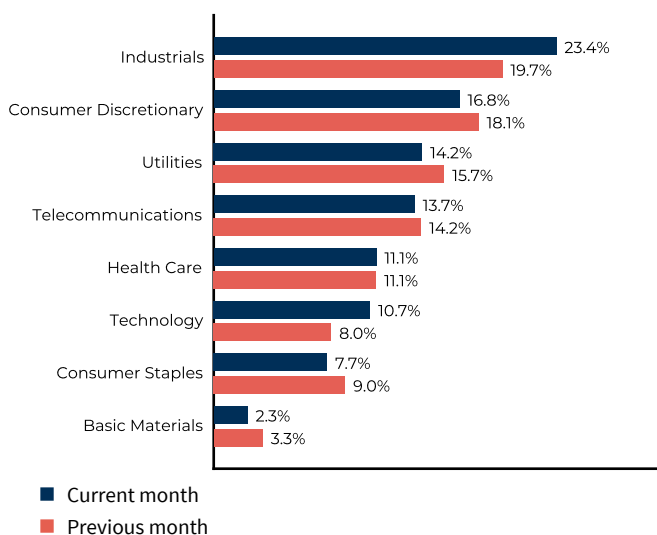
\*Since inception

## MONTHLY PERFORMANCES OF THE FUND

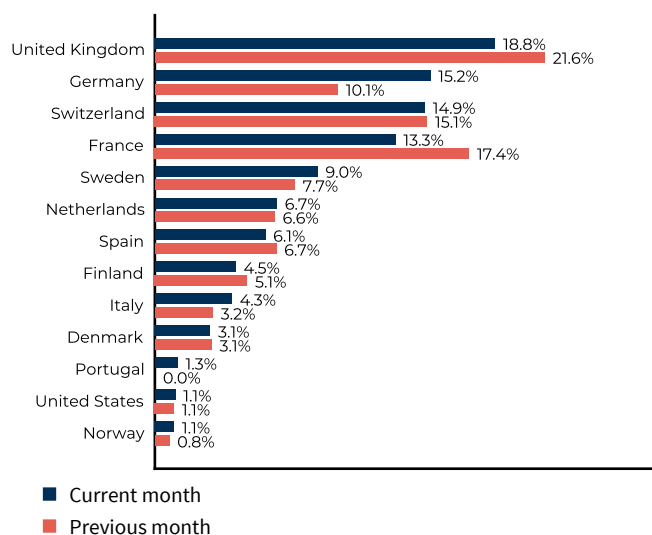
	Jan	Feb	Mar	Apr	May	Jun	Jul	Aug	Sep	Oct	Nov	Dec	YTD
2021								-0.40%	-8.08%	5.40%	-1.09%	4.62%	-0.14%
2022	-6.73%	-2.50%	-2.23%	1.06%	-1.99%	-6.74%	6.28%	-6.02%	-8.11%	4.66%	4.37%	-2.49%	-19.71%
2023	4.08%	2.12%	1.52%	4.07%	-5.84%	1.28%	1.49%	-3.00%	-2.86%	-4.92%	10.91%	4.93%	13.31%
2024	-0.74%	0.53%	1.91%	-2.29%	5.48%	-3.00%							1.66%

Past performance does not reflect future performance.  
\*Since inception

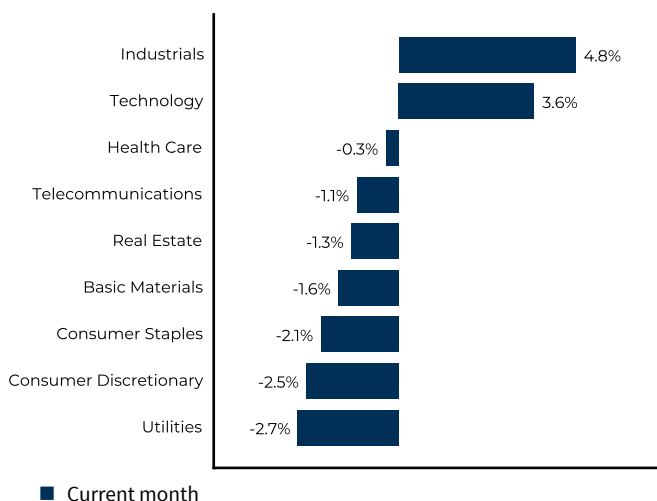
## SECTOR ALLOCATION



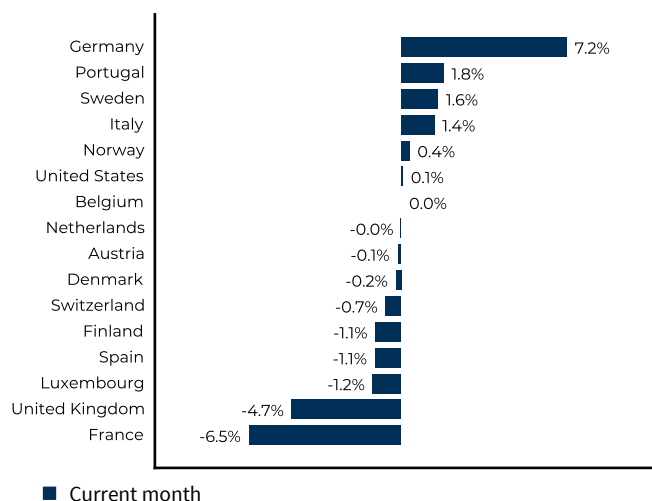
## GEOGRAPHIC ALLOCATION



## MONTHLY CONTRIBUTIONS PER SECTOR



## MONTHLY CONTRIBUTIONS PER REGION



## MONTHLY COMMENT

The European market experienced turbulence following the European elections. Indeed, the dissolution of the French assembly results in a dissolution of its own majority, creating a risk of significant political instability for Europe's second-largest economy.

The banking sector has been most affected by the political crisis. According to the ratings agency Moody's, one of the main dangers for the sector is a prolonged and sharp depreciation of French government bonds.

Over the month, the CAC 40 registered a decline of 6.42% while the EuroStoxx 50 decreased by 1.74%.

In the absence of an absolute majority, these policy fears will be temporary and are unlikely to materialize on a sustained basis in the stock market.

## DISCLAIMER

This document has been prepared for informational purposes only and has no contractual value. It is not intended to provide investment advice or any other investment service and does not constitute an offer, or a solicitation of an offer, to buy or sell any financial instrument or service. It does not constitute legal, accounting or tax advice. The information presented in this document is based on market data at a given moment and may change without prior notice. Past performances do not guarantee future results. Before any subscription of the product referred to in this document, the investor must read all the information contained in the regulatory documentation of the product, available on request from his advisor and SG 29 Haussmann and available, if applicable, on the SG 29 Haussmann website <https://sg29haussmann.societegenerale.fr/en/>. In particular, we invite you to take note of the risk factors specific to the product. This product may be subject to restrictions with regard to certain persons or in certain countries under national regulations applicable to said persons or in said countries. You should ensure that you are authorized to subscribe to this product. The potential investor must also ensure that the product is compatible with its financial situation, investment objectives, knowledge and experience in financial instruments, its degree of acceptance of the risk and its ability to bear the risk losses. SG 29 HAUSSMANN may not be held responsible for transactions effected on the basis of this document's content. This document has been issued by SG 29 HAUSSMANN. It may not be communicated and may not be reproduced in whole or in part, to a third party (except your own adviser subject to confidentiality obligation) without SG 29 HAUSSMANN's prior written consent. SG 29 Haussmann., a portfolio management company approved by the French Financial Markets Authority under number GP 06000029, S.A.S with a capital of € 2,000,000, headquartered in PARIS, 29 Boulevard Haussmann, registered in the Paris Trade and Companies Register under number B 450 777 008. Further details are available on the SG 29 Haussmann website: <https://sg29haussmann.societegenerale.fr/en/>.