

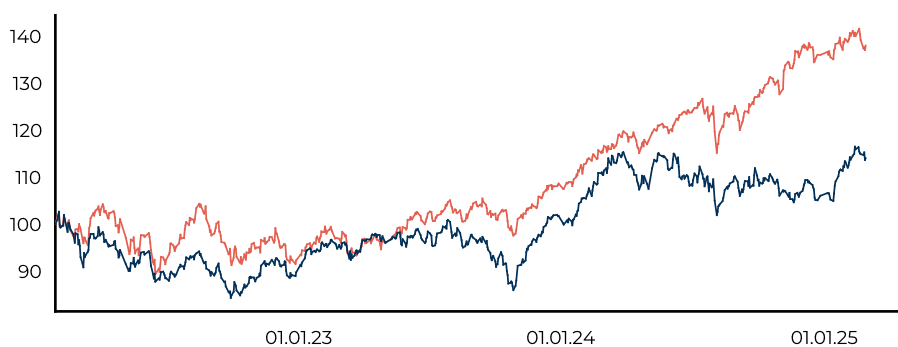
LFDE INTERNATIONAL SELECTION

28 February 2025

INVESTMENT OBJECTIVE

This Sub-Fund is actively managed meaning that the Management Company is taking investment decisions with the intention of achieving the Sub-Fund's investment objective with complete discretion with respect to portfolio allocation and overall level of exposure to the market. The Management Company is not in any way constrained by the Benchmark Index in its portfolio positioning. The deviation from the Benchmark Index may be significant in terms of weighting proportion as the Sub-Fund will not necessarily invest in all the constituents of the Benchmark Index. The investment objective of the Sub-Fund is to outperform the Solactive GBS Global Markets Investable Universe EUR Index NTR (SGMIUCET) (the "Benchmark Index") over a long term horizon by exploiting investment opportunities on the equity markets, while providing a fixed stream of distributions.

PERFORMANCE SINCE INCEPTION



Performance	MTD	YTD	3 Months	6 Months	1 Year	3 Years	Since Launch
LFDE INTERNATIONAL SELECTION Class I (EUR) DIST	0.77%	7.54%	6.88%	3.51%	3.23%	16.59%	13.94%
Solactive GBS Global Markets Investable Universe EUR	-0.92%	1.47%	1.25%	10.29%	19.09%	39.45%	37.91%

PAST PERFORMANCE DOES NOT REFLECT FUTURE PERFORMANCE

The performance of LFDE International Selection Class I above is the NAV of Class I plus dividend, to be consistent with the Solactive indices, which are being shown as 'dividends reinvested'.

5 best performing	Allocation	Perf. MTD*	Perf. YTD*	Contr. MTD	Contr. YTD
HEINEKEN NV	2.10%	21.01%	17.37%	0.19%	0.28%
YUM! BRANDS INC	2.13%	20.66%	16.45%	0.18%	0.26%
AT&T INC	2.11%	15.76%	21.71%	0.10%	0.24%
ELI LILLY & CO	2.14%	13.96%	18.03%	-0.00%	2.95%
UNICREDIT SPA	2.13%	13.94%	31.99%	0.15%	2.95%

*Performances are calculated in portfolio currency

5 worst performing	Allocation	Perf. MTD*	Perf. YTD*	Contr. MTD	Contr. YTD
WOLTERS KLUWER	1.68%	-16.02%	-8.32%	-0.43%	-0.31%
TAIWAN SEMICONDUCTOR-SP ADR	1.81%	-13.56%	-10.26%	-0.13%	2.48%
THERMO FISHER SCIENTIFIC INC	2.01%	-11.31%	0.78%	-0.04%	0.13%
ASM INTERNATIONAL NV	1.81%	-9.49%	-9.33%	0.04%	-0.22%
ACCENTURE PLC-CL A	1.80%	-9.27%	-1.52%	-0.39%	-0.20%

*Performances are calculated in portfolio currency

CHARACTERISTICS

Legal structure

SICAV

Class

I

Currency

EUR

Inception date of the share class

28th January 2022

Dividend

Distribution

Management company

SG 29 HAUSSMANN (Groupe SOCIETE GENERALE)

Custodian

SOCIETE GENERALE Luxembourg

ISIN

LU2408608722

Minimum deposit

-

Minimum followup deposit

-

Issue fee/Exit fee

- / -

Management fee

0.81%

Performance fee

-

Liquidity

Daily

KEY FACTS

Fund net asset value (M EUR)

18.22 Mio. EUR

Performance annualized*

4.32%

Leverage

1.50

All performances are calculated on the basis of official net asset values net of fees.

*Since inception

RISK INDICATORS

	Since inception Class*
Volatility	14.53%
Sharpe Ratio	0.13
Maximum Drawdown	-17.88%
Beta	0.69

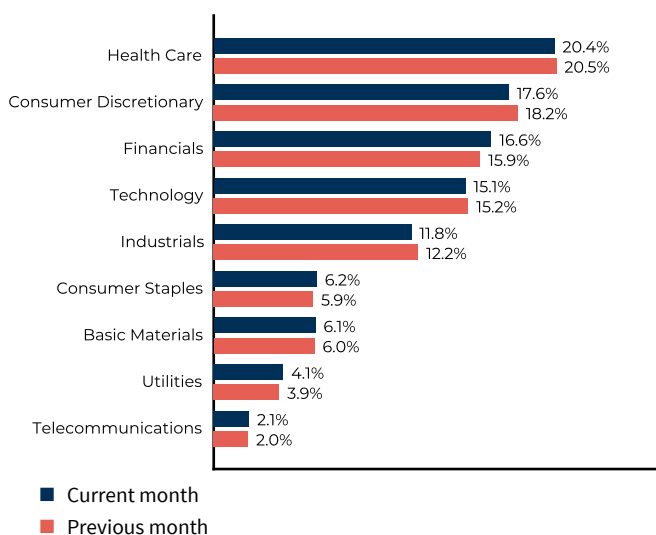
*Since inception

MONTHLY PERFORMANCES OF THE FUND

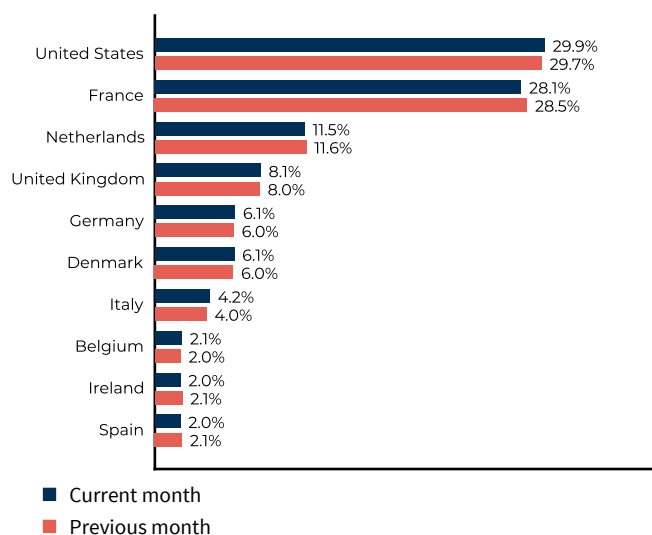
	Jan	Feb	Mar	Apr	May	Jun	Jul	Aug	Sep	Oct	Nov	Dec	YTD
2022	0.84%	-3.09%	-0.22%	-3.19%	-0.43%	-5.95%	5.01%	-3.42%	-5.48%	4.48%	4.20%	-2.81%	-10.33%
2023	5.06%	0.89%	1.50%	0.89%	-2.28%	3.39%	2.08%	-3.12%	-4.21%	-5.66%	10.67%	4.49%	13.33%
2024	3.67%	4.77%	4.38%	-5.84%	2.79%	-3.07%	1.25%	0.58%	0.14%	-3.85%	0.59%	-0.61%	4.26%
2025	6.72%	0.77%											7.54%

Past performance does not reflect future performance.
*Since inception

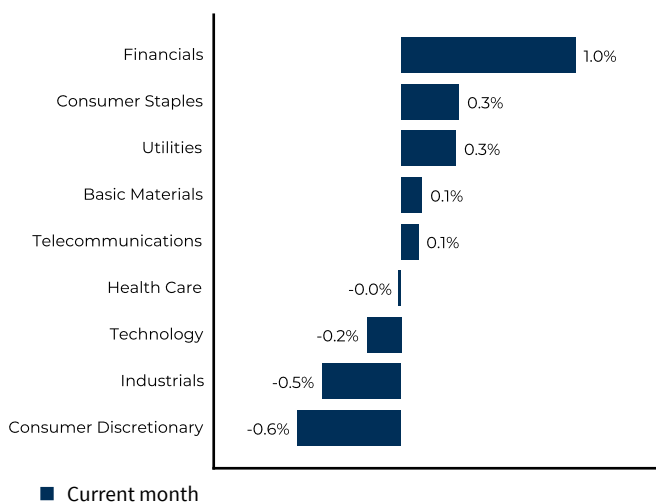
SECTOR ALLOCATION



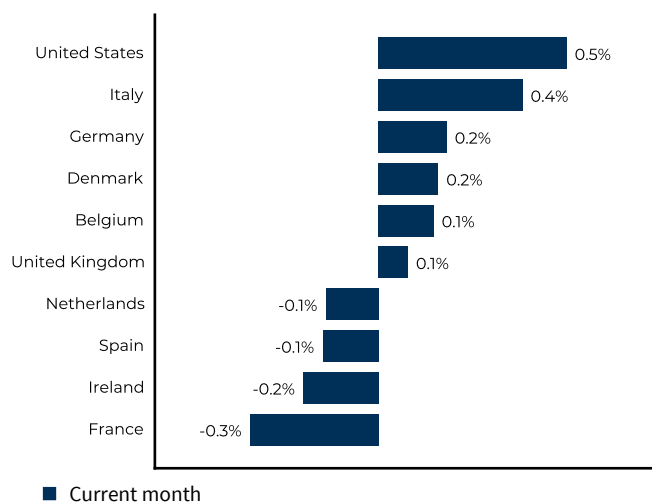
GEOGRAPHIC ALLOCATION



MONTHLY CONTRIBUTIONS PER SECTOR



MONTHLY CONTRIBUTIONS PER REGION



MONTHLY COMMENT

An outperformance of European equity markets in a context of strong uncertainties regarding American economic policy weighing on sentiment.

The month of February was characterized by a significant increase in economic uncertainties, particularly from the United States. Indeed, the Trump administration repeatedly announced its intention to impose a 25% increase in tariffs on Canadian, Mexican, and European goods, along with an additional 10% increase on Chinese goods, which already had a tax rate of 20%. Alongside trade policy, announcements of job cuts and federal government spending have also heightened uncertainties regarding the budgetary aspect. Overall, this uncertainty translated into a deterioration of household and business confidence in February. In Europe, survey data for February suggests a slight improvement in activity prospects, with ongoing disinflation (2.6% for core inflation in February).

In this context, sovereign rates experienced divergent trajectories on both sides of the Atlantic. American rates saw a significant decline during February. The 10-year Treasury rate, which reached 4.6% in mid-February, ended the month at 4.2% amid fears of an economic slowdown in the United States. In Europe, sovereign rates remained relatively stable, with the 10-year Bund rate finishing the month at 2.46% and the OAT rate at 3.1%. This stability in sovereign rates, in a context of continued interest rate cuts by the ECB, reflects the prospect of larger bond issuances to come following announcements of significant increases in defense spending.

Equity markets also experienced divergent trajectories during February. In the United States, the S&P 500 fell by 1.4%, while the Nasdaq dropped by 2.8%. This decline reflects the deterioration of sentiment following the rise in political uncertainties. By style, growth stocks saw the most significant decline in February, with the S&P 500 Growth index falling by 3%, amid high valuations and less favorable guidance for companies in the AI sector. In Europe, equity indices recorded a second month of strong performance, with the Eurostoxx 50 rising by 3.3% over the month. By country, the DAX increased by 3.8% during February, while the CAC 40 rose by 2%. This strong performance reflects the ongoing cycle of interest rate cuts by the ECB, the prospects of a European recovery through defense spending, and still attractive valuations.

DISCLAIMER

This document has been prepared for informational purposes only and has no contractual value. It is not intended to provide investment advice or any other investment service and does not constitute an offer, or a solicitation of an offer, to buy or sell any financial instrument or service. It does not constitute legal, accounting or tax advice. The information presented in this document is based on market data at a given moment and may change without prior notice. Past performances do not guarantee future results. Before any subscription of the product referred to in this document, the investor must read all the information contained in the regulatory documentation of the product, available on request from his advisor and SG 29 Haussmann and available, if applicable, on the SG 29 Haussmann website <https://sg29haussmann.societegenerale.fr/en/>. In particular, we invite you to take note of the risk factors specific to the product. This product may be subject to restrictions with regard to certain persons or in certain countries under national regulations applicable to said persons or in said countries. You should ensure that you are authorized to subscribe to this product. The potential investor must also ensure that the product is compatible with its financial situation, investment objectives, knowledge and experience in financial instruments, its degree of acceptance of the risk and its ability to bear the risk losses. SG 29 HAUSSMANN may not be held responsible for transactions effected on the basis of this document's content. This document has been issued by SG 29 HAUSSMANN. It may not be communicated and may not be reproduced in whole or in part, to a third party (except your own adviser subject to confidentiality obligation) without SG 29 HAUSSMANN's prior written consent. SG 29 Haussmann., a portfolio management company approved by the French Financial Markets Authority under number GP 06000029, S.A.S with a capital of € 2,000,000, headquartered in PARIS, 29 Boulevard Haussmann, registered in the Paris Trade and Companies Register under number B 450 777 008. Further details are available on the SG 29 Haussmann website: <https://sg29haussmann.societegenerale.fr/en/>.