

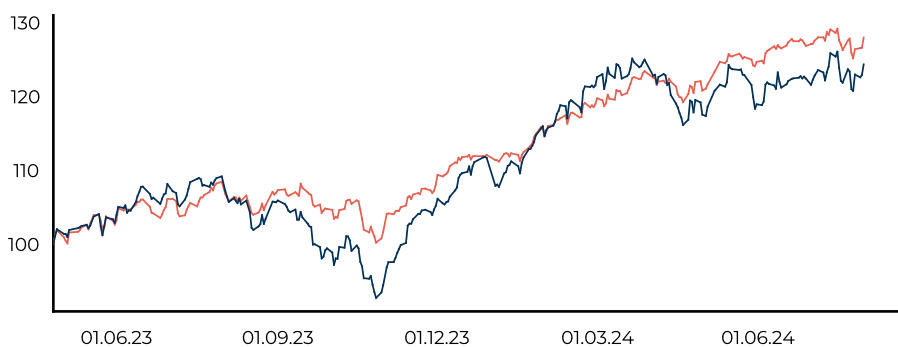
CARMIGNAC EQUITY SELECTION

31 July 2024

INVESTMENT OBJECTIVE

This Sub-Fund is actively managed meaning that the Management Company is taking investment decisions with the intention of achieving the Sub-Fund's investment objective with complete discretion with respect to portfolio allocation and overall level of exposure to the market. The deviation from the Benchmark Index may be significant in terms of weighting proportion as the Sub-Fund will not necessarily invest in all the constituents of the Benchmark Index. The investment objective of the Fund is to outperform the Solactive GBS CW DM US & Europe EUR Index NTR (SCWUEEN) (the "Benchmark Index") over a long-term horizon by exploiting investment opportunities on the equity markets, while providing a fixed stream of distributions.

PERFORMANCE SINCE INCEPTION



Performance	MTD	YTD	3 Months	6 Months	1 Year	3 Years	Since inception
CARMIGNAC EQUITY SELECTION Class I (EUR) DIST	1.56%	11.34%	5.80%	8.45%	13.91%	-	24.28%
Solactive GBS CW DM US & Europe EUR Index NTR	0.90%	14.18%	5.95%	11.70%	18.02%	-	27.91%

PAST PERFORMANCE DOES NOT REFLECT FUTURE PERFORMANCE

The performance of SOLYS CARMIGNAC EQUITY SELECTION I above is the NAV of Class I plus dividend, to be consistent with the Solactive indices, which are being shown as 'dividends reinvested'.

5 best performing	Allocation	Perf. MTD*	Perf. YTD*	Contr. MTD	Contr. YTD
LONZA GROUP AG-REG	1.82%	21.18%	63.27%	0.36%	0.54%
TRANSUNION	1.81%	20.66%	34.82%	0.30%	0.12%
OLD DOMINION FREIGHT LINE	1.81%	17.99%	6.44%	0.33%	2.19%
SS&C TECHNOLOGIES HOLDINGS	1.82%	15.40%	23.13%	0.34%	0.43%
UNITEDHEALTH GROUP INC	1.80%	12.16%	12.95%	0.30%	2.35%

*Performances are calculated in portfolio currency

5 worst performing	Allocation	Perf. MTD*	Perf. YTD*	Contr. MTD	Contr. YTD
ELI LILLY & CO	1.32%	-11.93%	41.70%	-0.36%	0.02%
ADVANCED MICRO DEVICES	1.25%	-11.70%	0.32%	-0.41%	1.43%
ASML HOLDING NV	1.33%	-11.63%	25.47%	-0.29%	-0.24%
ASM INTERNATIONAL NV	1.34%	-10.99%	35.40%	-0.31%	-0.18%
NOVO NORDISK A/S-B	1.45%	-9.36%	31.45%	-0.16%	0.18%

*Performances are calculated in portfolio currency

CHARACTERISTICS

Legal structure

SICAV

Class

I

Currency

EUR

Inception date of the share class

26th April 2023

Dividend

Distribution

Management company

SG 29 HAUSSMANN
(Groupe SOCIETE GENERALE)

Custodian

SOCIETE GENERALE LUXEMBOURG

ISIN

LU2544562502

Minimum deposit

EUR 1000

Minimum followup deposit

-

Issue fee/Exit fee

Up to 5% / Up to 1%

Management fee

0.93%

Performance fee

-

Liquidity

Daily

KEY FACTS

Fund volume (M EUR)

23.25 Mio. EUR

Performance annualized*

18.75%

Leverage

1.22

All performances are calculated on the basis of official net asset values net of fees.

*Since inception

RISK INDICATORS

	Since inception Class*
Volatility	13.81%
Sharpe Ratio	1.11
Maximum Drawdown	-15.08%
Delta Action vs.	1.23

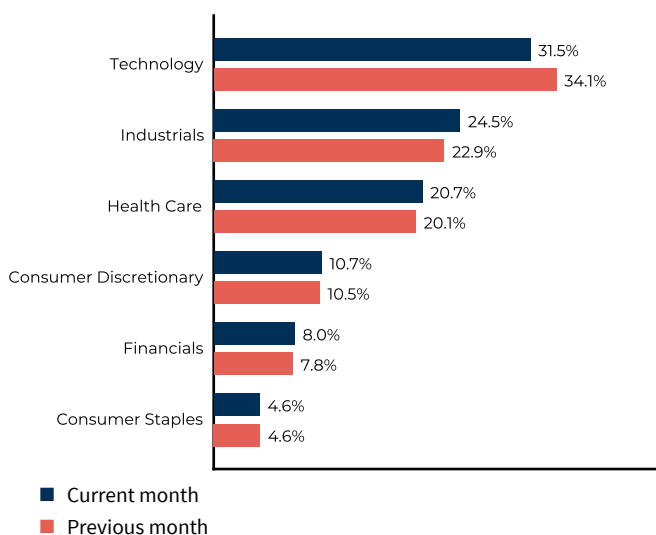
*Since inception

MONTHLY PERFORMANCES OF THE FUND

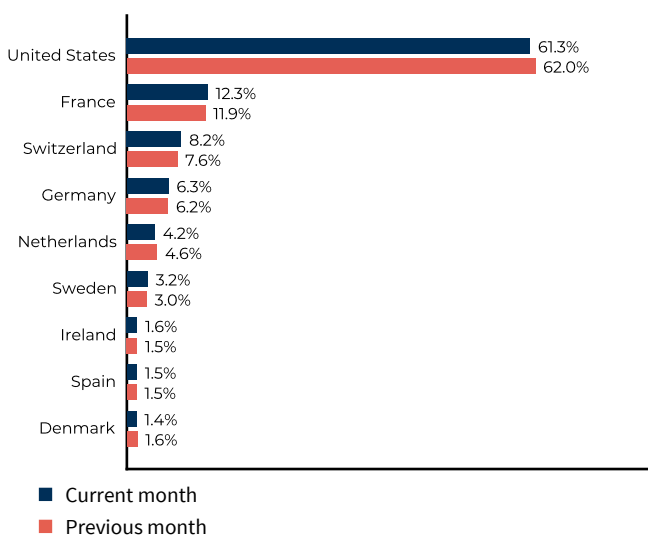
	Jan	Feb	Mar	Apr	May	Jun	Jul	Aug	Sep	Oct	Nov	Dec	YTD
2023				1.96%	0.85%	5.11%	0.95%	-3.20%	-5.92%	-5.02%	11.38%	6.18%	11.62%
2024	2.66%	5.97%	2.87%	-5.97%	1.19%	2.95%	1.56%						11.34%

Past performance does not reflect future performance.
*Since inception

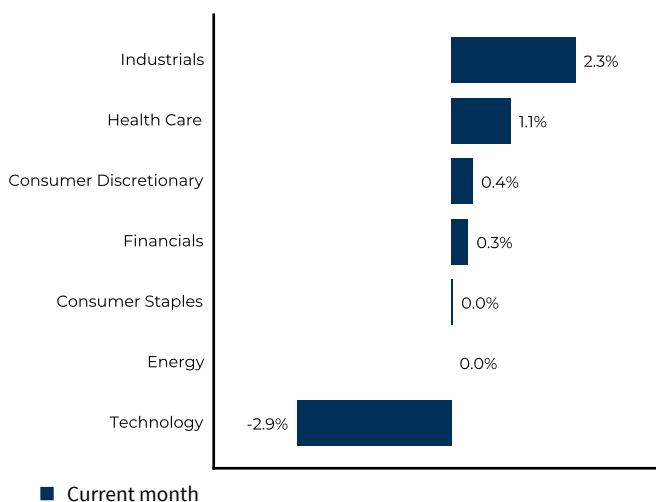
SECTOR ALLOCATION



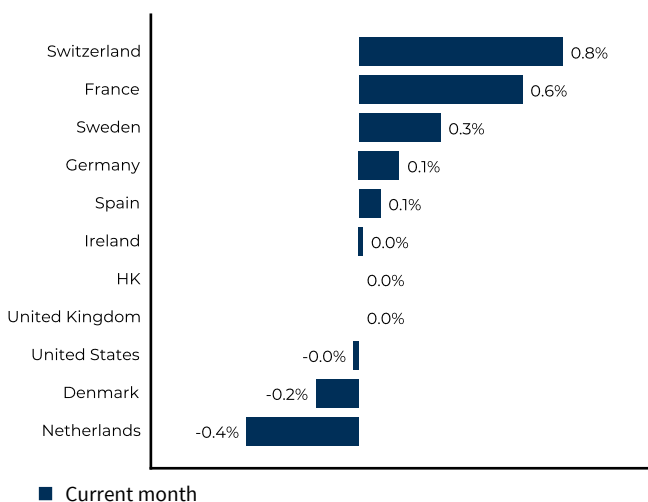
GEOGRAPHIC ALLOCATION



MONTHLY CONTRIBUTIONS PER SECTOR



MONTHLY CONTRIBUTIONS PER REGION



MONTHLY COMMENT

July proved to be a volatile month for equity markets. Following the results of the French elections, initial market reactions revealed an easing of investor concerns regarding a potential takeover by the far-right. This renewed confidence reflects a widely-held view that the most likely outcome is the absence of an absolute majority, thereby reducing the risk of drastic budgetary changes.

In the UK, the British stock market performed well, aided by stronger-than-expected economic growth for the second quarter. The FTSE 100 increased by 2.53%, the Stoxx Europe by 1.43%, and the CAC 40 by 0.77%.

Across the Atlantic, the US consumer price index came in below expectations (3% year-on-year vs. an estimate of 3.1%). Investors expect the US Federal Reserve to lower interest rates for the first time in September and forecast three rate cuts in the US by the end of the year. Meanwhile, over two-thirds of companies that reported earnings exceeded expectations. However, the technology sector came under pressure due to weaker-than-expected results from Alphabet, Microsoft, and Amazon. The S&P500 gained 1.22% over the month.

DISCLAIMER

This document has been prepared for informational purposes only and has no contractual value. It is not intended to provide investment advice or any other investment service and does not constitute an offer, or a solicitation of an offer, to buy or sell any financial instrument or service. It does not constitute legal, accounting or tax advice. The information presented in this document is based on market data at a given moment and may change without prior notice. Past performances do not guarantee future results. Before any subscription of the product referred to in this document, the investor must read all the information contained in the regulatory documentation of the product, available on request from his advisor and SG 29 Haussmann and available, if applicable, on the SG 29 Haussmann website <https://sg29haussmann.societegenerale.fr/en/>. In particular, we invite you to take note of the risk factors specific to the product. This product may be subject to restrictions with regard to certain persons or in certain countries under national regulations applicable to said persons or in said countries. You should ensure that you are authorized to subscribe to this product. The potential investor must also ensure that the product is compatible with its financial situation, investment objectives, knowledge and experience in financial instruments, its degree of acceptance of the risk and its ability to bear the risk losses. SG 29 HAUSSMANN may not be held responsible for transactions effected on the basis of this document's content. This document has been issued by SG 29 HAUSSMANN. It may not be communicated and may not be reproduced in whole or in part, to a third party (except your own adviser subject to confidentiality obligation) without SG 29 HAUSSMANN's prior written consent. SG 29 Haussmann., a portfolio management company approved by the French Financial Markets Authority under number GP 06000029, S.A.S with a capital of € 2,000,000, headquartered in PARIS, 29 Boulevard Haussmann, registered in the Paris Trade and Companies Register under number B 450 777 008. Further details are available on the SG 29 Haussmann website: <https://sg29haussmann.societegenerale.fr/en/>.