

AMPLEGEST PRICING POWER TRANSATLANTIC

31 July 2024

INVESTMENT OBJECTIVE

The investment objective of the Fund is to outperform the Solactive GBS CW DM US & Eurozone EUR Index NTR (SCWUEZEN) (the "Benchmark Index") over a long-term horizon by exploiting investment opportunities on the equity markets. The Benchmark Index is a broad liquid equity index (approximately 800 stocks) based on a custom weighting (50% US and 50% Eurozone). The Fund is actively managed, the equity exposure may significantly deviate from the components of the Benchmark Index. The fund is article 8 of SFDR.

Equities composing the Portfolio will be selected by a proprietary methodology designed by the Investment Manager, relying on both financial and best-in-universe extra-financial analyses that rank the instruments of the Investment Universe based on a combination of ESG (Environmental, Social, Governance) criteria. The methodology will also take into account the intensity of companies' greenhouse gas emissions. Equities of the Investment Universe will be ranked using MSCI ESG rating methodology which identifies ESG material risks and opportunities for each industry through a quantitative model. The selection of equities composing the portfolio is achieved by excluding at least 20% of the stocks comprising the investment universe with the lowest rating. More than 90% of the equities composing the Portfolio do benefit from an ESG rating. The Portfolio will be rebalanced monthly respecting the methodology. However, the Management Company may decide to rebalance the Portfolio at any time at its discretion (the "Rebalancing Date"). The exposure of the Fund to the US and Eurozone equity markets through the Portfolio may vary between 0% and 150% on a weekly basis at least. As a result, the exposure may drift between such adjustments.

The Fund distributes a fixed dividend of EUR 5 per fund unit per year, divided into 12 identical monthly payments.

PERFORMANCE SINCE INCEPTION

DUE TO MIFID II REGULATION, FUND PERFORMANCES ARE NOT DISPLAYED IN THIS DOCUMENT.

Performance	MTD	YTD	3 Months	6 Months	1 Year	3 Years	Since inception
AMPLEGEST PRICING POWER TRANSATLANTIC Class I	-	-	-	-	-	-	-
Solactive GBS CM US & Eurozone EUR Index TR	0.31%	2.67%	4.47%	-	-	-	2.67%

PAST PERFORMANCE DOES NOT REFLECT FUTURE PERFORMANCE

The performance of AMPLEGEST PRICING POWER TRANSATLANTIC above is the NAV of Class I plus dividend, to be consistent with the Solactive index, which is being shown as 'dividends reinvested'.

5 best performing	Allocation	Perf. MTD*	Perf. YTD*	Contr. MTD	Contr. YTD
UNITED RENTALS INC	1.09%	16.06%	7.90%	0.34%	0.34%
ALLEGION PLC	0.82%	14.80%	3.23%	0.20%	1.12%
AMERICAN TOWER CORP	1.02%	12.41%	15.75%	0.01%	0.24%
UCB SA	2.16%	11.50%	36.54%	0.57%	0.79%
THERMO FISHER SCIENTIFIC INC	1.56%	9.96%	8.12%	0.05%	0.01%

*Performances are calculated in portfolio currency

5 worst performing	Allocation	Perf. MTD*	Perf. YTD*	Contr. MTD	Contr. YTD
BE SEMICONDUCTOR INDUSTRIES	0.93%	-23.70%	-17.88%	-0.12%	0.27%
LULULEMON ATHLETICA INC	0.34%	-14.15%	-32.88%	0.45%	-0.52%
ADVANCED MICRO DEVICES	0.27%	-11.70%	-18.61%	-0.58%	-0.79%
ASML HOLDING NV	4.48%	-11.63%	-5.17%	-2.42%	-0.30%
MERCK & CO. INC.	1.66%	-9.40%	-9.14%	-0.47%	-0.46%

*Performances are calculated in portfolio currency



CHARACTERISTICS

Legal structure

SICAV

Class

I

Currency

EUR

Inception date of the share class

26th March 2024

Dividend

Distribution

Management company

SG 29 HAUSSMANN
(Groupe SOCIETE GENERALE)

Custodian

SOCIETE GENERALE LUXEMBOURG

ISIN

LU2744488813

Minimum deposit

EUR 1000

Minimum followup deposit

-

Issue fee/Exit fee

Up to 5% / Up to 1%

Management fee

0,93%

Performance fee

-

Liquidity

Daily

KEY FACTS

Fund volume (M EUR)

9.84 Mio. EUR

Performance annualized*

-

Leverage

1.21

All performances are calculated on the basis of official net asset values net of fees.

*Since inception

RISK INDICATORS

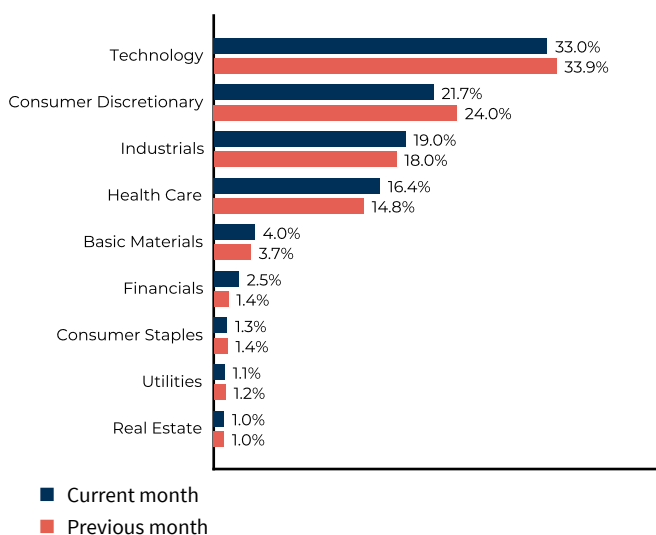
	Since inception Class*
Volatility	15.63%
Sharpe Ratio	-0.23
Maximum Drawdown	-6.21%
Delta Action vs.	1.54

*Since inception

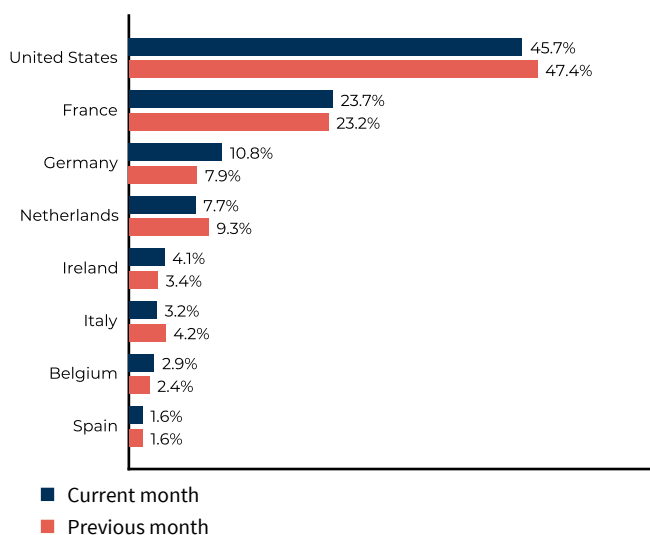
MONTHLY PERFORMANCES OF THE FUND

DUE TO MIFID II REGULATION, FUND PERFORMANCES ARE NOT DISPLAYED IN THIS DOCUMENT.

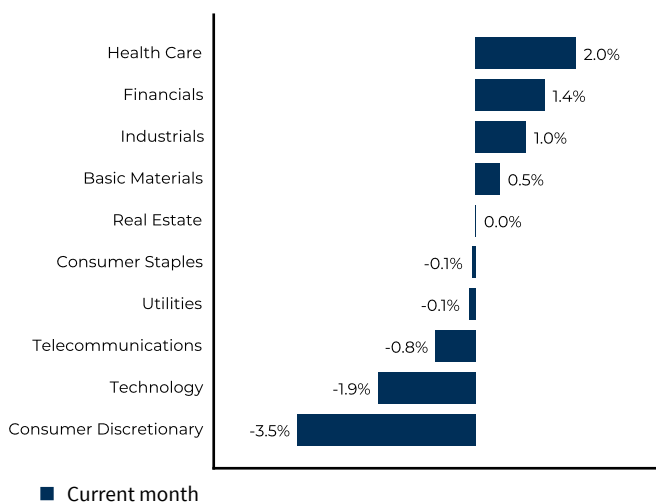
SECTOR ALLOCATION



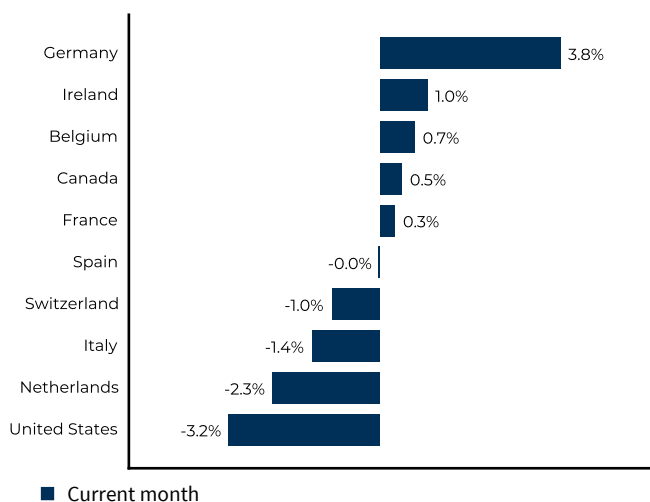
GEOGRAPHIC ALLOCATION



MONTHLY CONTRIBUTIONS PER SECTOR



MONTHLY CONTRIBUTIONS PER REGION



MONTHLY COMMENT

July proved to be a volatile month for equity markets. Following the results of the French elections, initial market reactions revealed an easing of investor concerns regarding a potential takeover by the far-right. This renewed confidence reflects a widely-held view that the most likely outcome is the absence of an absolute majority, thereby reducing the risk of drastic budgetary changes.

In the UK, the British stock market performed well, aided by stronger-than-expected economic growth for the second quarter. The FTSE 100 increased by 2.53%, the Stoxx Europe by 1.43%, and the CAC 40 by 0.77%.

Across the Atlantic, the US consumer price index came in below expectations (3% year-on-year vs. an estimate of 3.1%). Investors expect the US Federal Reserve to lower interest rates for the first time in September and forecast three rate cuts in the US by the end of the year. Meanwhile, over two-thirds of companies that reported earnings exceeded expectations. However, the technology sector came under pressure due to weaker-than-expected results from Alphabet, Microsoft, and Amazon. The S&P500 gained 1.22% over the month.

DISCLAIMER

This document has been prepared for informational purposes only and has no contractual value. It is not intended to provide investment advice or any other investment service and does not constitute an offer, or a solicitation of an offer, to buy or sell any financial instrument or service. It does not constitute legal, accounting or tax advice. The information presented in this document is based on market data at a given moment and may change without prior notice. Past performances do not guarantee future results. Before any subscription of the product referred to in this document, the investor must read all the information contained in the regulatory documentation of the product, available on request from his advisor and SG 29 Haussmann and available, if applicable, on the SG 29 Haussmann website <https://sg29haussmann.societegenerale.fr/en/>. In particular, we invite you to take note of the risk factors specific to the product. This product may be subject to restrictions with regard to certain persons or in certain countries under national regulations applicable to said persons or in said countries. You should ensure that you are authorized to subscribe to this product. The potential investor must also ensure that the product is compatible with its financial situation, investment objectives, knowledge and experience in financial instruments, its degree of acceptance of the risk and its ability to bear the risk losses. SG 29 HAUSSMANN may not be held responsible for transactions effected on the basis of this document's content. This document has been issued by SG 29 HAUSSMANN. It may not be communicated and may not be reproduced in whole or in part, to a third party (except your own adviser subject to confidentiality obligation) without SG 29 HAUSSMANN's prior written consent. SG 29 Haussmann., a portfolio management company approved by the French Financial Markets Authority under number GP 06000029, S.A.S with a capital of € 2,000,000, headquartered in PARIS, 29 Boulevard Haussmann, registered in the Paris Trade and Companies Register under number B 450 777 008. Further details are available on the SG 29 Haussmann website: <https://sg29haussmann.societegenerale.fr/en/>.